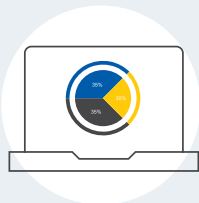
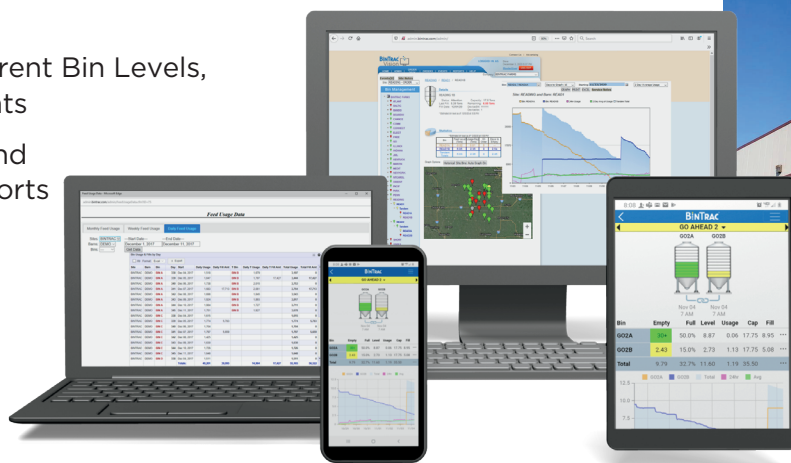




## BINTRAC® Vision


- ▶ Remote Inventory Monitoring - Cellular or Internet
- ▶ Cloud-Based Data Retention for Last 6 Months
- ▶ Easy Access to Current Bin Levels, Usage and Fill Events
- ▶ Historical Graphs and Custom Query Reports
- ▶ Email/Text Alerts for Fill Events and Low Usage



MANUFACTURING



PURCHASING



VENDORS



### OPTIMIZE INVENTORY

Maintain desired inventory levels based on actual usage



### SAFETY

Stop climbing bins and using other physical means to check inventory levels



### MANAGE PROCESSES

Monitor material consumption variances to better manage processes



### IMPROVE VENDOR MANAGED INVENTORY PERFORMANCE

Optimize production runs, reduce delivery costs, emergency orders and eliminate out-of-stock events



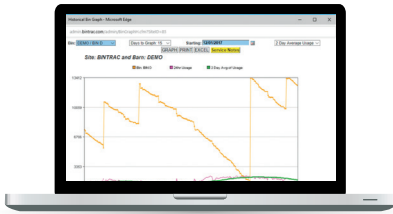
### BINTRAC CLOUD

Interface into enterprise data software, manage data from all locations using BinTrac Vision



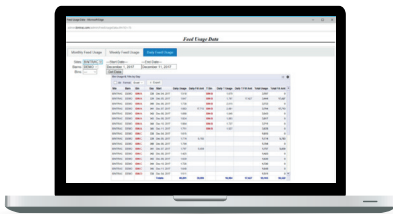
### PROCESS CONTROL

Improve your performance and bottom line



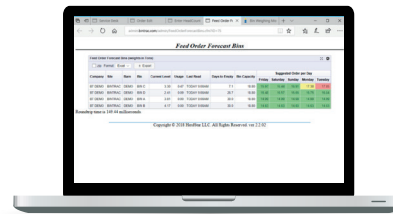
**BIN GRAPHS**

- Tandem or single bin level and usage graphs
- Vendor managed inventory access and compliance
- Easily identify bridging and unload delivery line issues



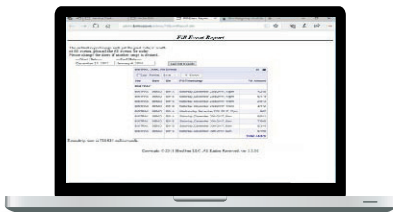
**USAGE REPORTS**

- Shows daily, weekly and monthly usage for up to 6 months
- Tandem or single bin
- Delivery verification



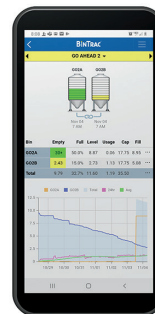
**ORDER FORECASTING**

- 5 day predictive orders based on usage and bin capacity
- Available by bin or building
- Color coded based on days to empty
- Eliminate emergency orders



**FILL EVENT REPORT**

- Track deliveries for the last 6 months
- Verify commodity is delivered to the correct bin and site



**BINTRAC VISION MOBILE**

- Mobile partner to BinTrac Vision
- Access to bin levels, days to empty, usage and fill events
- Monitor current bin levels, 24 hour and 2 day usage graphs



bintrac.com 1-877-246-8722